



District Report Card: 2017


State: Arunachal Pradesh	District: Kurung Kumey
Class: 3	Subject: Language
Schools: 45	Students: 374


Participation/Coverage


Students

<div>GENDER</div> <div></div>	Boys				Girls			
	Number		%		Number		%	
	187		50.00		187		50.00	

<div>AREA</div> <div></div>	Rural				Urban			
	Number		%		Number		%	
	327		87.43		47		12.57	

<div>CATEGORY</div> <div></div>	SC		ST		OBC		GEN	
	Number	%	Number	%	Number	%	Number	%
	0	0.00	371	99.20	0	0.00	3	0.80

<div>CWSN</div> <div></div>	LD	VI	HI	S&LD	ID	Oth
	1	0	2	0	2	0

<div>Management</div> <div></div>	Government			Government-aided		
	Number		%	Number		%
	339		90.64	35		9.36

Average Performance of Students in Language (%)

Overall	Gender		Area		Management		Social Group			
	Male	Female	Rural	Urban	Govt.	Aided	SC	ST	OBC	GEN
64.88	65.49	64.28	63.30	75.89	63.54	77.90	0.00	64.87	0.00	66.67

Performance on Learning Outcomes (LOs)

Learning Outcomes	Description	Average Performance(%)
L304	Reads small texts with comprehension i.e., identifies main ideas, details, sequence and draws conclusions	66.98
L312	Reads printed scripts on the classroom walls: poems, posters, charts etc.	60.70

Range of Performance of Students who Answered Correctly							
Below 30%		30% - 50%		50% - 75%		Above 75%	
Number	%	Number	%	Number	%	Number	%
28	7.49	83	22.19	126	33.69	137	36.63

Lowest Performing Learning Outcomes (LOs)

- 1 - Reads printed scripts on the classroom walls: poems, posters, charts etc. (60.70)
- 2 - Reads small texts with comprehension i.e., identifies main ideas, details, sequence and draws conclusions (66.98)